

## SPECIFICATIONS 規格

MODEL	機 型	YFR-303
Maximum working thickness	最大加工厚度	85 mm
Sawblade diameter	鋸片直徑	200-303 mm
Distance from blade to arm	鋸片至機身距離	400 mm
Table surface area	工作台面尺寸	1310 x 780 mm
Feed speed (3 speeds)	送料速度 (3 段)	15/20/25 m/min
Saw arbor diameter	主軸直徑	Ø25.4mm
Saw arbor motor	主軸馬達	7 1/2 HP (10HP optional)
Feed motor	送料馬達	1HP (2HP)
Saw arbor speed	鋸片轉速	4200RPM
Dust exhaust outlet diameter	集塵罩出口徑	Ø5"
Width of chain block	履帶寬度	130 mm
Net weight	淨重	900 kgs
Gross weight	毛重	1050 kgs
Machine dimensions (L x W x H)	機械尺寸 (長 x 寬 x 高)	1400 x 1020 x 1338 mm
Packing dimensions (L x W x H)	裝箱尺寸 (長 x 寬 x 高)	1500 x 1100 x 1500 mm

• We reserve the right to modify design without prior notice. • 本公司保留機械設計變更之權力，恕不另行通知。

## OPTIONAL EQUIPMENT 選購配備

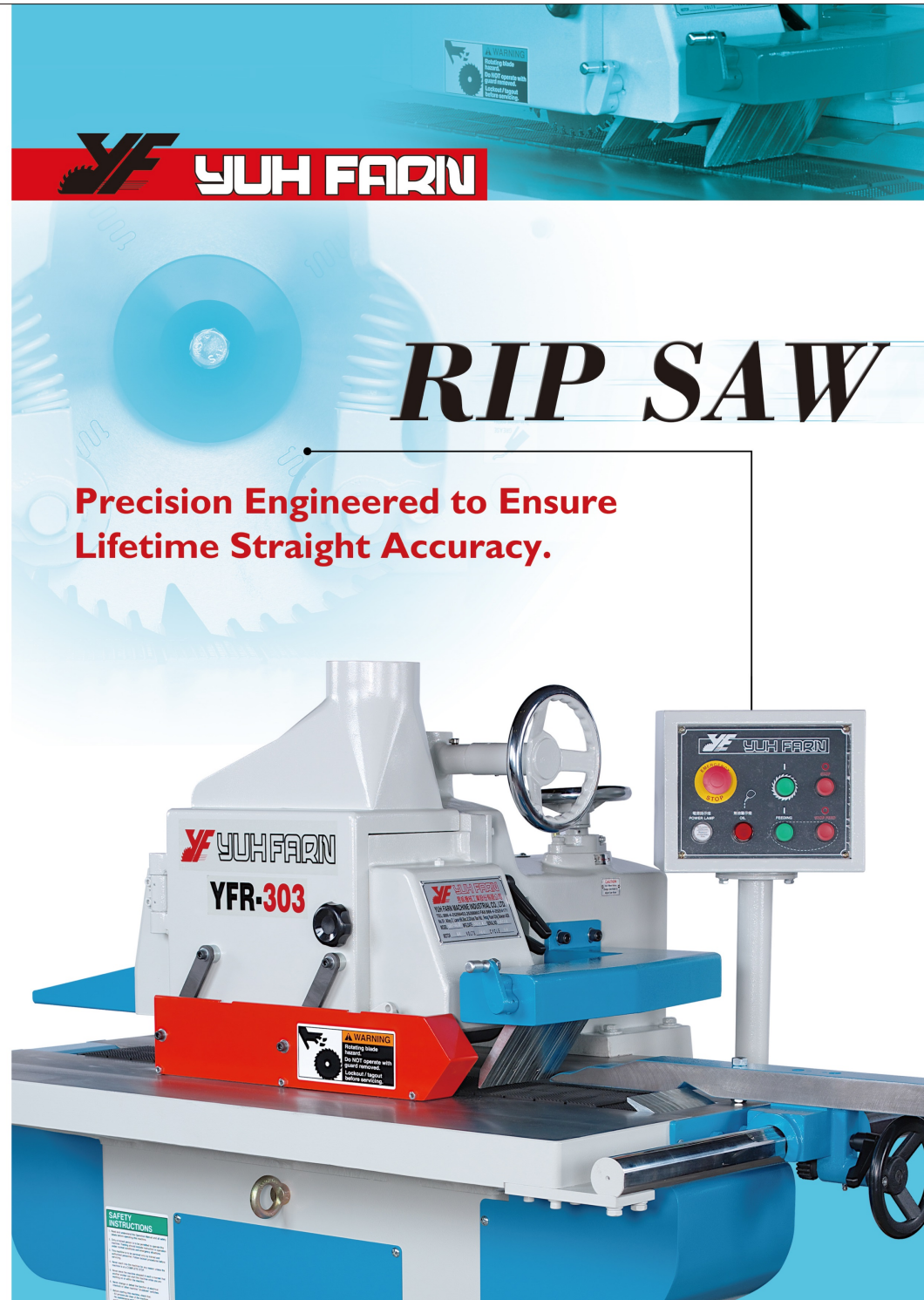
- Infinitely variable speed of chain feed.
- 無段送料速度



### YUH FARN MACHINERY INDUSTRIAL CO., LTD.

NO. 51, ALLEY 2, LANE 66, JIAO TAN RD, SEC. 2, FENG YUAN, TAIWAN.  
 TEL: 886-4-2529-9403 • 2528-8863  
 FAX: 886-4-2525-4171  
 E-mail: yuhfarn@ms32.hinet.net  
 http://www.woodsawing.com

1000\_01\_2010



YFR-303

# HEAVY DUTY STRAIGHT LINE RIP SAW

## FEATURES

- Base is ruggedly fabricated to provide a solid foundation and vibration free cutting.
- End table swings downward and prevents short workpieces and thin edgings from sliding.
- Double anti-kickback fingers provide maximum operator safety.
- The sawblade is easily accessed for replacement.
- Control panel located within easy reach position for operation convenience.
- Chain blocks are linked by hardened steel pins.
- The automatic lubricator provides the correct amount of oil to lubricate the track slideways.
- This machine produces accurate edge for high accuracy glue joint.
- 400mm capacity from blade to arm.
- 3 feed speeds standard. Variable feed speed is optional.
- Powerful 7-1/2HP motor drive. (10HP Optional)



Variable Feed Speed Device (Option)  
無段變速 (選購)




- The device provides wide range of chain feed speed. This permits the machine to cut all types of wood material, soft or hard.

Centralized Control Panel  
控制器




- All of machine motion controls are centralized on a control panel for operation convenience. An oil empty warning lamp is provided on the control panel.

CHAIN BLOCK  
履帶式鏈片



- Block surface is corrugated machined and hardened to resist wear.
- Block firmly grips the stock.
- Feed chain is absolutely aligned with sawblade, permitting for positive feeding of stock.

精密鋸軸



PRECISION SAW ARBOR ASSEMBLY

- The saw arbor assembly is precision and ruggedly constructed to ensure precision cutting and no vibration.
- Pressure roller and saw arbor assembly are conveniently raised and lowered by separate handwheel.

上、下三重防反彈設計



TRIPLE ANTI-KICKBACK FINGERS

- Provide maximum operator safety.

**YFR-303**

AUTOMATIC LUBRICATOR  
自動潤滑



- The automatic lubricator provides the correct amount of oil to lubricate the track slideways, ensuring smooth chain motions at all times.